


Flourishing in our gardens

Volume 7, Issue 5

May, 2020

Club Founded by Cindy Drake in 1993

Gardeners know the best dirt



Scripps-Mesa Garden Club

Our Website Is Up and Running— Check It Out

Our new website created by Brydon Bennett should be live when you read this newsletter. The website address is <http://www.scrippsmesagardenclub.com>

A club site is most useful and fun when members contribute to it. You will see from the site that there are a number of ways you can do this which we briefly describe here.

Posts. These are single pictures with an interesting caption. See the post on a monarch caterpillar.

Gallery. Do you have a number of plant photos to share? Together with others this will form a picture wall for enjoyment and ideas.

Plants and Places. A short report about a plant place you have visited or seen. This could be a park, gardens, or wild space. Include a couple photos with your report.

Feature Article. If you want to write a longer article that could include your own research, please do.

Testimonial. Write a few words about how the garden club has helped you or improved your quality of life.

Literature. At the bottom left of the home page we will cite a poem or piece of literature about plants and gardens. If you have some favorites please let us know.

Please send your contributions to bcjj@sbcglobal.net Title your email, Garden Website Contribution. Photos do not need to be high resolution. 0.25 - 1.0 Mb is ideal.

We will sign your contributions with your initials unless you ask us to use your full name.



Lynnell Hallock's Rose Garden

Until We Meet Again ...

*SR Library
Community Room, 6:00 pm*

*May 26 ... ?
June 23 ... ?
July 28 ... ?
(Potluck)*

2020 Garden Club Officers

President

Secretary
Jackie Brown

Speakers
Helen Plutner &
Lynnell Hallock

Room Coordinator
Louise Badham

Refreshments ...
Susan Castellana

Website
Brydon Bennett

Treasurer ...
Char Fitzgerald

**Newsletter &
Publicity...**
Denise Stewart

Keeping Rabbits Out

Lynnell Hallock is trying out a new way of dealing with the rabbits that have raided her garden on a regular basis. She recently purchased the galvanized planter from Kevin Espiritu at Epic Gardening. "It is high enough so the rabbits can't get to it," she says.

(Right) This bin is 48" long by 35" wide and 30" high and contains carrots, yellow squash, bush beans, and peppermint among other plants.

Kevin recently gave a talk at our meeting on Urban Gardening.



Plants That Rabbits Hate Sweet Alyssum, Lantana, Pot Marigolds, Geraniums, Wax Begonia, Vinca, Snapdragon, Sunflower, Salvia, Tomatoes, Peppers, Catmint.



Stay at Home Gardening Resources



MasterGardener.org for videos and articles
help@MasterGardenerSD.org or hotline 858-822-6910

Scripps-Mesa Garden Club Newsletter

Email: denise.stewart@hotmail.com



Contributions of articles, suggestions, artwork, and gardening tips are warmly welcomed. This newsletter belongs to the Scripps-Mesa Garden Club members and is intended to reflect their gardening interests and experiences. Please take part in its mission and contribute an article or a photo.



Scripps Ranch Library is mailing out seeds while they last.

Seed Library-By-Mail! Yes, that's right: order seeds from home and take advantage of the growing season! Instructions and guidelines here:

<http://srfol.org/seed-library.htm>

FREE Online

Gardening and Pest Management Workshops!

Healthy Garden - Healthy Home

Workshop Series

continues in May and June!

Live and Online!



UCCE San Diego County is happy to announce that the **Healthy Garden Healthy Home Spring Gardening Workshop Series** will return in May and June! Our March and April workshops were postponed due to COVID-19, but we have reorganized our effort and will be offering these **FREE** gardening and pest management workshops **Live and Online in May and June!** The following is our Spring schedule. We invite you to join us as we Stay-at-Home and learn to garden the safe and healthy way!

Starting to Grow Your Own Food?

Learn How to Win the Battle Against Pests!

Saturday, May 16, 2020

10:00 - 11:30 am

Online Registration: <https://bit.ly/516growfood>

How to Grow a Salsa Garden!

Saturday, May 30, 2020

10:00 - 11:30 am

Online Registration: <https://bit.ly/salsa530>

Online Registration: <https://bit.ly/ants613>

For more information contact Scott Parker
Master Gardener Program Coordinator and
IPM & Environmental Issues Program Representative
UCCE San Diego County

Check the next edition of this newsletter for June classes

saparker@ucanr.edu

858-822-6932

858-822-7667 (fax)



Melissa Richardson's Garden Is Full of Spring



- 1) Male, Western Fence Lizard
- 2) Chamomile
- 3 and 4) David Austin, Gertrude Jekyll Roses



Take A Quick Tour of Char Fitzgerald's Garden




"I have 3 blueberries plants in pots next to one another. Last year I renewed some soil around the top since I did not want to lift them out of the pot. Since they like acidic soil, I sometimes put pine straw around the base. My fertilizer is a dissolved Vitamin C in a gallon of water. And then since they do not like high Nitrogen, I use cottonseed meal. I am not sure how many years that I have had them but I would guess 6 to 8," Char explained.


The view from the birdbath hill is open to the morning sun. Succulents do well here.



The gravel path through the backyard leads to the covered herb garden.



Erica Berick Turned a Steep Hillside into a Relaxing Backdrop to Her Pool and Garden



A variety of colorful ground covers and tropical plants make the hillside behind Erica Berick's yard soothing to the eyes. Potted plants placed around the hardscape soften the patio area.

A nest snuggled into one of the palm trees produced some feathered friends this spring.

